



A piece from the homeowner's art collection sets the scene for the family room's chic yet whimsical color palette of cream, muted gray, oceanic blue, and dramatic navy. Paired with open-glass shelving in the bar cabinetry, the effect is luminous and serene, but, a tile mosaic backsplash installed by Tropical Tile & Marble adds sparkle and movement. Dark wood grain in the built-in entertainment center grounds the space, providing contrast to the low-on-the-wall and upholstered furniture.

BOLD REIMAGINING

WARM, CONTEMPORARY ELEGANCE



With thoughtful ideas, a love of details, and an inspiring art collection, these clients helped make the remodel of a dated light-colored condo a dream project for Lisa Ficarra, president of Ficarra Design Associates. "Working with clients who knew exactly what they wanted made for a successful partnership," says Ficarra, and the result is a bold, sophisticated space she affectionately calls, "warm, contemporary elegance."

"The clients really drove the design and the process for this remodel," explains Greg Brisson, president of BCB Homes. "They had clear goals for how they not only wanted the condo to look, but also how it should function." That functionality was paramount to Ficarra's and Brisson's design plan as they considered clunky walls, a low ceiling throughout the home, and multiple round beams with the existing floor plan. "We wanted to take advantage of the window views and bring light into the condo," recalls Ficarra, by keeping the existing color scheme — a crisp tone on tone — and mixing in shiny, reflective surfaces, and utilizing recessed and in-cabinet lighting. The team opened and brightened the interior, despite being constrained by what they could and couldn't change structurally and mechanically. »

Kitchen: "The clients were very open to contemporary ideas, such as this painted glass backsplash," says Ficarra. "They also insisted on these dramatic open cabinets and glass shelves," which serve to add color and shine to the kitchen. The Seams counter stools are draped in Moore & Giles leather, and their chrome frames bring the hint of modern sophistication the homeowners desired. That metallic accent is repeated in the band encircling the edge of the countertops from Coastal Stone. Brushed stainless steel edged in reflective chrome accents the drawers under the cooking. From Ferguson Bath, Kitchen & Lighting Gallery. That same chrome edging lines the open-glass cabinet doors and the bottom of the range hood, adding a dazzling shine to the dark wood cabinetry and reflecting the light of the graceful Hubbardton Forge pendants over the polished stone island. "We selected each surface to enhance and maximize the light throughout this large open-plan space," Ficarra explains.


"We redesigned every room," Pivara adds. "We reconfigured the kitchen and worked with Unique Wood Floor Company to replace the existing stone tile with dark wood — even covered walls where possible." The newly expanded layout creates separation by clever installation of ceiling designs and soffits which help designate different areas without the need for full-height walls. "The architectural details we added give the illusion of separate spaces, while everything else is kept open," she elaborates.

The limitations of the older building's footprint also provided challenges for the team, who had to work harder to overcome obstacles where furniture layout, wire design, ceiling height, and even lighting were concerned. "We had to be mindful of all the angles and legs in each room," Pivara shares. "For example, one of the bedrooms was shaped like a trapezoid." Working the room to create clear space underneath, raising the cream-colored flooring right up to the wall below the eave, and adding undercove lighting in a soft white are all unique ways Pivara and Pivara make the small room feel bigger and less oddly shaped. »

Dining Room: The subtle and intelligent use of reflective surfaces to enhance light continues in the formal dining room, where a thick glass top is paired with a transparent acrylic base to give this dining table substance without heaviness. Silver Lansen fabric-upholstered dining chairs capture and amplify the glow of the Jonathan Browning Studios sconces and chandelier. The understated corals and pinks in the wall art are reminiscent of a breathtaking sunset.

Living Room: A gracious portrait of the homeowner playing her violin holds a place of honor over an Arca sideboard in the formal living room. Clustering perfect-fused Kismet fabric with subtle textures drapes the Joseph Joseph sofa and Holly Hunt lounge chairs, while the dramatic pair of coffee tables echoes the moody greens and blacks in the portrait. The custom-designed arched, dual ceiling gives the space a sense of separation, despite the large room sharing purpose with the formal dining area.







Master Bedroom: Texture and tone-on-tone again work together in the expansive master bedroom, but visual interest comes from the majestic beams Ellison added to the ceiling. "Just raising the ceiling in this room wouldn't have had the impact the client wanted," he describes. "The beams had to look intentional, but to do that we had to work with the challenging angles of the bay window." A clean white paint adds even more drama to the ceiling's architecture.

Arrows play a starring role in the overall design, especially paired with recessed accent lighting to add even more intricate brightness. Preece's clients provide a unique selection of art for her to choose from, and she spent many hours meeting the right pieces for each room with their help. "The homeowners had specific ideas for where each painting would hang," she recalls. "Every piece has a special meaning to them, and once we decided the best placements, the room's design flowed from that choice."

The Preece Design Associates and DCB Homes team prove that each required solution, working in tandem with respectful consideration of design challenges, can transform even the most difficult space into a light-filled, contemporary home. ■

Master Bathroom: "The master bathroom was the most challenging space in the remodel," Ellison recounts. Because of existing plumbing and other infrastructure restrictions, the team solved light and space challenges with an all-glass shower enclosure to allow sunshine from the windows to fill the room. The coffered ceiling and soffits were installed to give the walls more height. The monochrome color palette and floating cabinetry also help reinforce the illusion of expansive space.





Guest Bedroom (West): Shades of white, cream, beige, and silver create a refined backdrop for this guest bedroom's prominent glass window, which frames a stunning view of the Florida landscape 10 floors below. The swirling marble inlay inlaid and crisp, soft upholstery on the Baker Furniture beds invite guests to a restful slumber, while an etched-toned nightstand from Century Furniture echoes the finish on the legs of the two benches, also by Baker Furniture, at the foot of each bed.

Powder Bathroom: Clever solutions for bringing more light into the condo continue in the powder room. A layered finish mixes different thicknesses of multi-colored veining and incorporates hints of iridescence to give the walls a slight shimmer, picking up the radiance from Jonathan Boening Studio's wall sconces hanging in front of the mirror. Simple, clean-lined cabinetry topped with white stone keeps the attention on the walls and elevates this small bathroom to a showpiece.

Guest Bedroom (East): "With tone on tone, the use of texture is very important," explains Ficari. "Layering textures provides interest and depth that might have otherwise come from a wider color palette." Linen drapery framing the balcony doors harmonizes with the woven cultural Boko and silk pillows on the bed, while the Made Goods mirror introduces a contrasting dark tone that's repeated in the Century Furniture dresser. Closets throughout the home add even more clever storage, from California Closets.

Guest Bathroom (Right): Moody gray on the floating vanity's cabinet faces provides complementary contrast in this impactful bathroom — a space that posed one of the biggest challenges for the design team due to its shape and small size. The smart use of a wide corner, the elevated cabinetry, and the bright white trim all work together to give the visual appearance of space. Vertical scores from Visual Comfort, flanking a tall, narrow mirror, also draw the eye upward, disguising the corner placement of the vanity.



Written by Sharna Hampton
Photography by SPH Photography

Interior Design:

Ficari Design Associates
633 Tamiami Trail North, Suite 200
Naples, FL 34102
239-643-8400
www.ficariassociates.com

Luxury Home Builder:

BCB Homes
3690 Enterprise Avenue, Suite 100
Naples, FL 34104
239-643-1004
www.bcbhomes.com

Resources:

California Closets
2367 Vanderbilt Beach Road, Suite 810
Naples, FL 34109
239-694-8100
www.californiaclosets.com

Coastal Stone
371 Commercial Boulevard, Suite 3
Naples, FL 34104
239-596-7700
www.coastalstoneinc.com

Ferguson Bath, Kitchen & Lighting Gallery
30 Goodlette Frank Road South
Naples, FL 34102
239-643-0007
www.built.com/ferguson

Ruben Sothegul Tall
3876 Marquette Avenue
Naples, FL 34104
239-643-2682
www.softhegulie.com

Triquet Tile & Marble
3045 Enterprise Avenue, Suite 200
Naples, FL 34104
239-643-7004
www.triquet.com

Unique Wood Floor Company
The Collective
811 13th Street South, Suite 204
Naples, FL 34102
239-692-8210
www.uniquewoodco.com

